



City Manager Report

The City of OKLAHOMA CITY

NO: 1506

DATE: APRIL 28, 2020

TO: THE MAYOR AND MEMBERS OF THE CITY COUNCIL

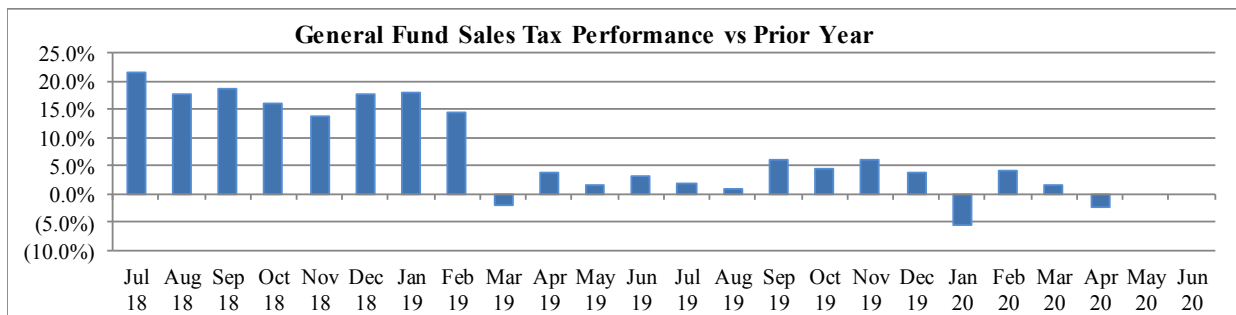
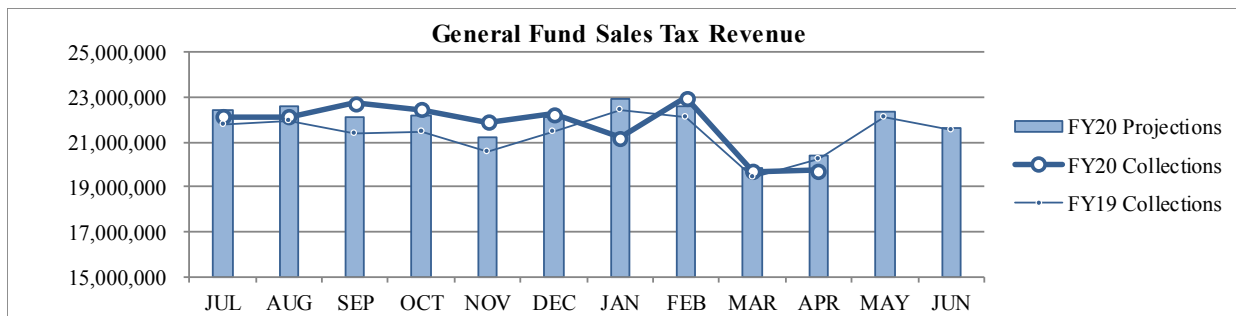
SUBJECT: APRIL 2020 SALES AND USE TAX COLLECTIONS

The majority of the April remittance includes actual collections for the second half of February and estimated collections for the first half of March. Combined sales and use taxes for the General Fund are \$229,841 or 0.1% above projections for the year. The quarter cent increase to the General Fund on January 1, 2018 began impacting collections in March 2018 and continued to affect year-to-year comparisons through February 2019.

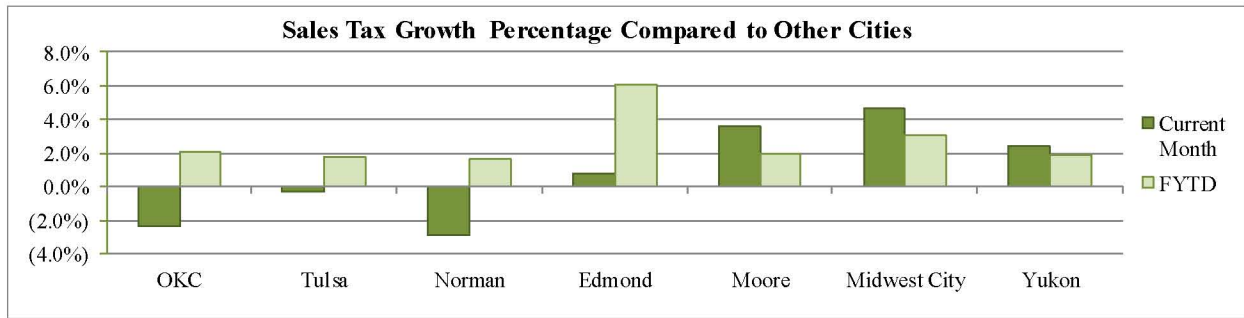
General Fund Sales Tax

SALES TAX PERFORMANCE (vs Projection)			
Apr 20	Projection	\$ Diff	% Change
19,731,390	20,419,298	(687,908)	(3.4%)
YTD FY20	YTD Proj	\$ Diff	% Change
217,140,366	218,338,532	(1,198,166)	(0.5%)

SALES TAX PERFORMANCE (vs Prior Year)			
Apr 20	Apr 19	\$ Diff	% Change
19,731,390	20,217,126	(485,737)	(2.4%)
YTD FY20	YTD FY19	\$ Diff	% Change
217,140,366	212,613,033	4,527,333	2.1%

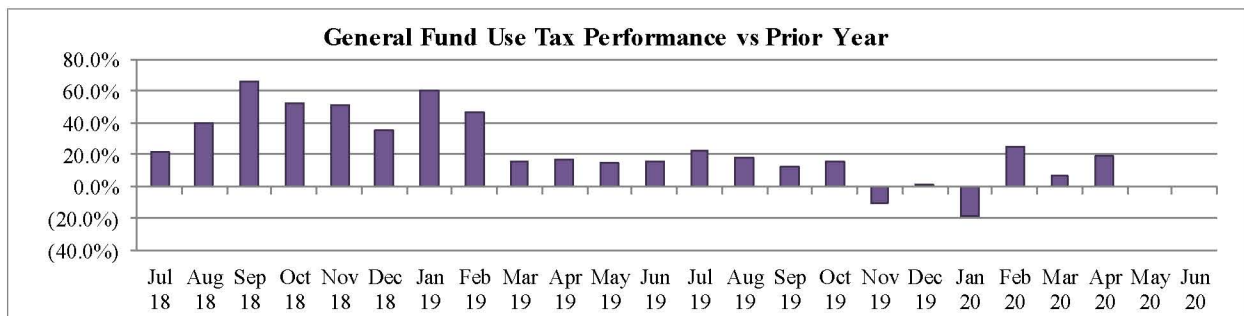
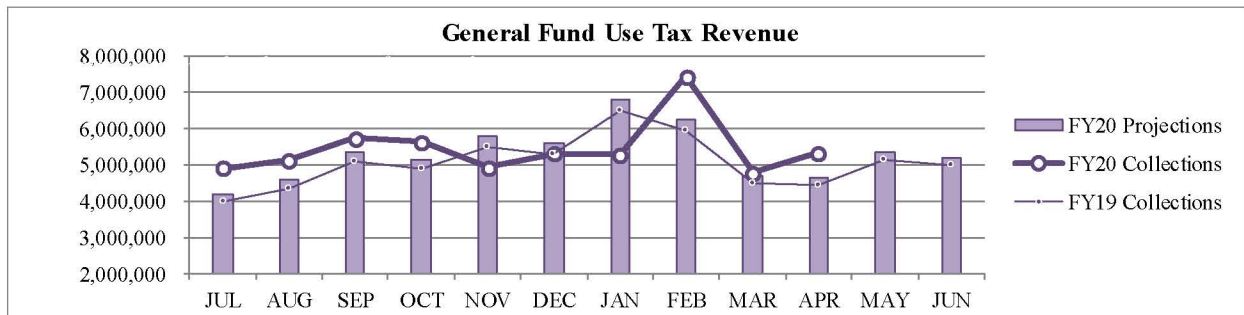


Sales Tax Comparison to Other Cities



General Fund Use Tax

USE TAX PERFORMANCE (vs Projection)				USE TAX PERFORMANCE (vs Prior Year)			
Apr 20	Projection	\$ Diff	% Change	Apr 20	Apr 19	\$ Diff	% Change
5,330,399	4,629,384	701,015	15.1%	5,330,399	4,451,331	879,068	19.7%
YTD FY20	YTD Proj	\$ Diff	% Change	YTD FY20	YTD FY19	\$ Diff	% Change
54,404,957	52,976,950	1,428,007	2.7%	54,404,957	50,358,400	4,046,557	8.0%



Staff is available should you have questions or require additional information.

Craig Freeman
City Manager