



City Manager Report

The City of OKLAHOMA CITY

NO: 1373

DATE: JULY 16, 2019

TO: THE MAYOR AND MEMBERS OF THE CITY COUNCIL

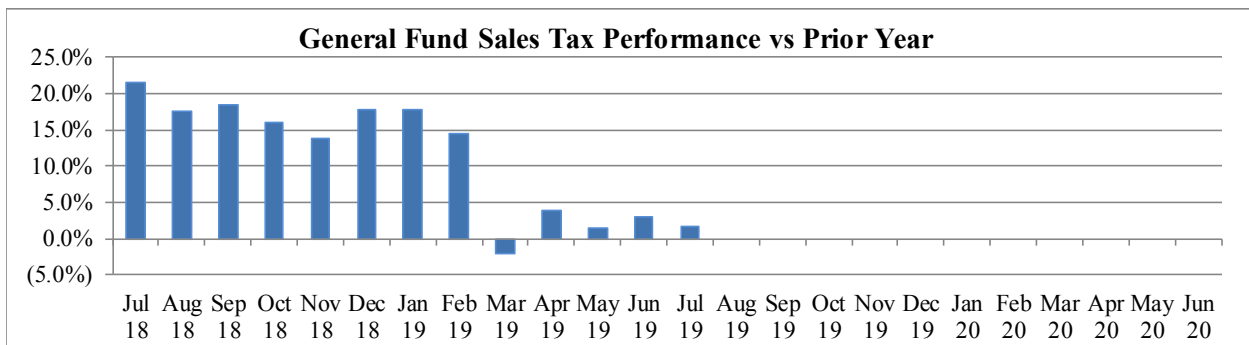
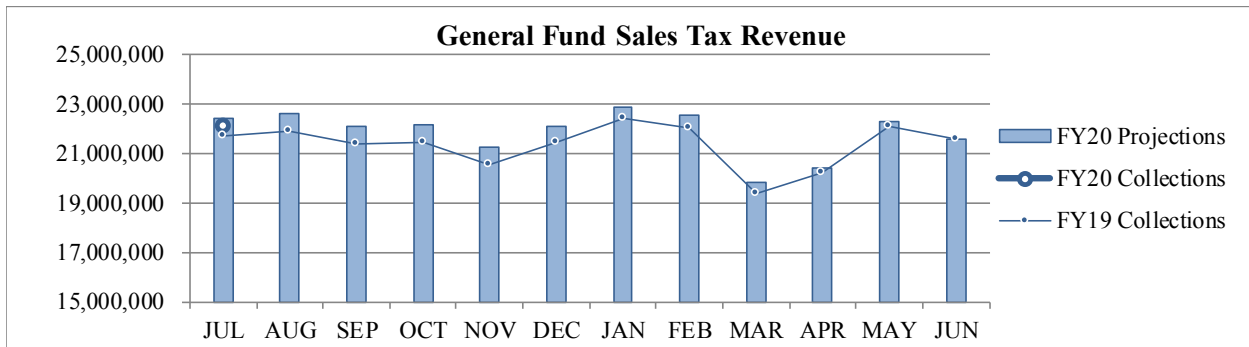
SUBJECT: JULY 2019 SALES AND USE TAX COLLECTIONS

The majority of the July remittance includes actual collections for the second half of May and estimated collections for the first half of June. Combined sales and use taxes for the General Fund are \$393,650 or 1.5% above projections for the year. The quarter cent increase to the General Fund on January 1, 2018 began impacting collections in March 2018 and continued to affect year-to-year comparisons through February 2019.

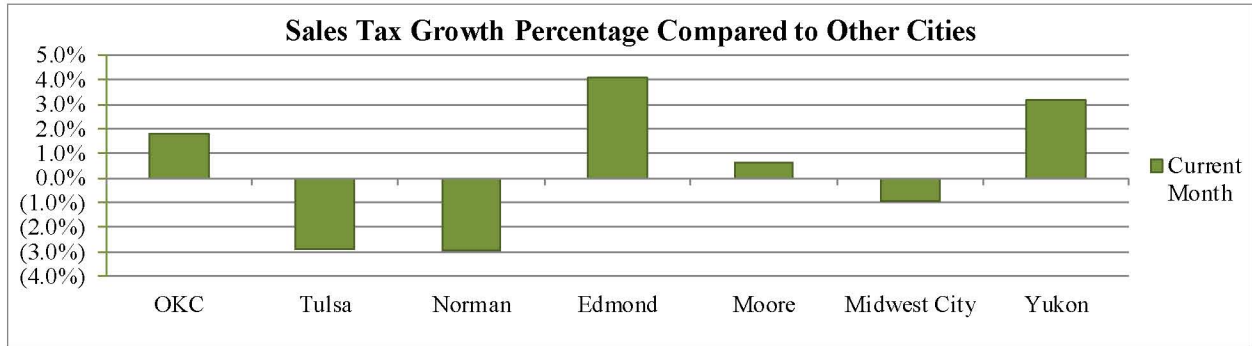
General Fund Sales Tax

SALES TAX PERFORMANCE (vs Projection)			
Jul 19	Projection	\$ Diff	% Change
22,119,877	22,420,882	(301,005)	(1.3%)
YTD FY20	YTD Proj	\$ Diff	% Change
22,119,877	22,420,882	(301,005)	(1.3%)

SALES TAX PERFORMANCE (vs Prior Year)			
Jul 19	Jul 18	\$ Diff	% Change
22,119,877	21,725,661	394,216	1.8%
YTD FY20	YTD FY19	\$ Diff	% Change
22,119,877	21,725,661	394,216	1.8%

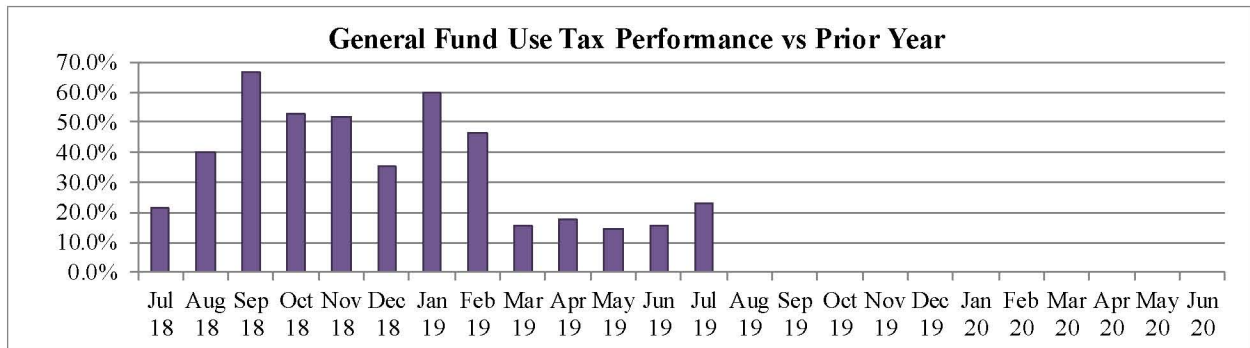
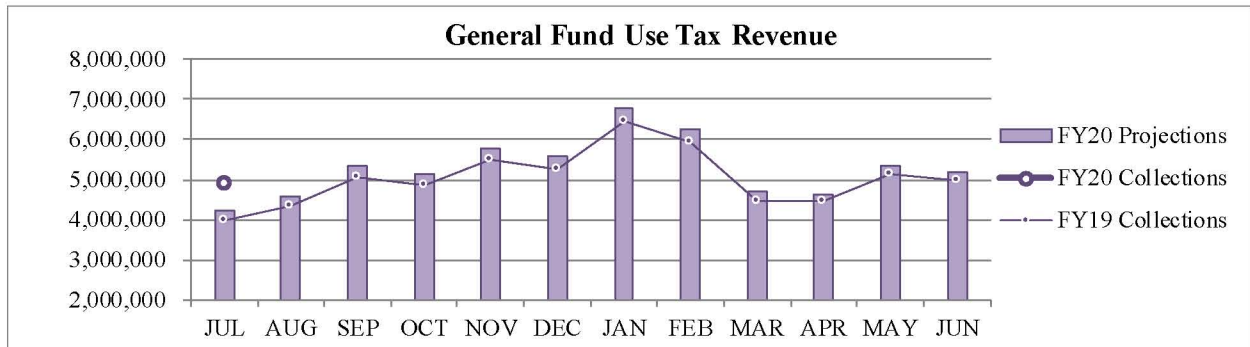


Sales Tax Comparison to Other Cities



General Fund Use Tax

USE TAX PERFORMANCE (vs Projection)				USE TAX PERFORMANCE (vs Prior Year)			
Jul 19	Projection	\$ Diff	% Change	Jul 19	Jul 18	\$ Diff	% Change
4,904,990	4,210,334	694,656	16.5%	4,904,990	3,990,838	914,152	22.9%
YTD FY20	YTD Proj	\$ Diff	% Change	YTD FY20	YTD FY19	\$ Diff	% Change
4,904,990	4,210,334	694,656	16.5%	4,904,990	3,990,838	914,152	22.9%



Staff is available should you have questions or require additional information.

Craig Freeman
City Manager