



City Manager Report

The City of OKLAHOMA CITY

NO: 1338

DATE: APRIL 23, 2019

TO: THE MAYOR AND MEMBERS OF THE CITY COUNCIL

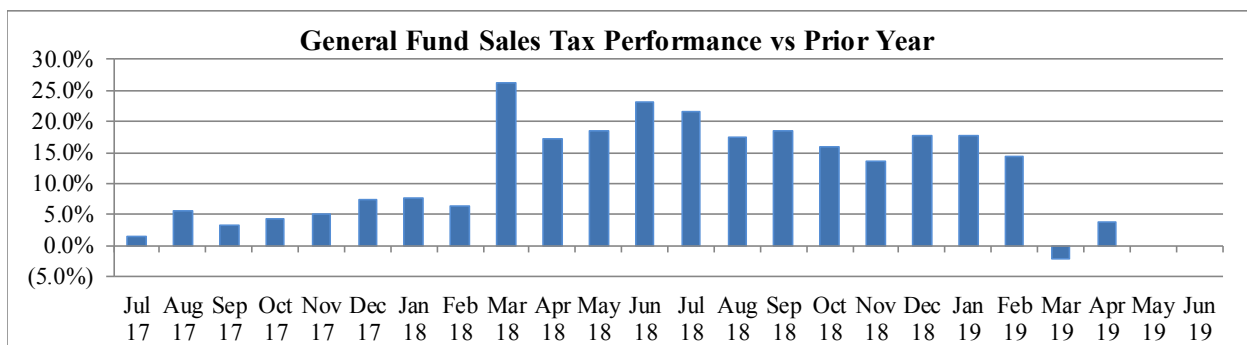
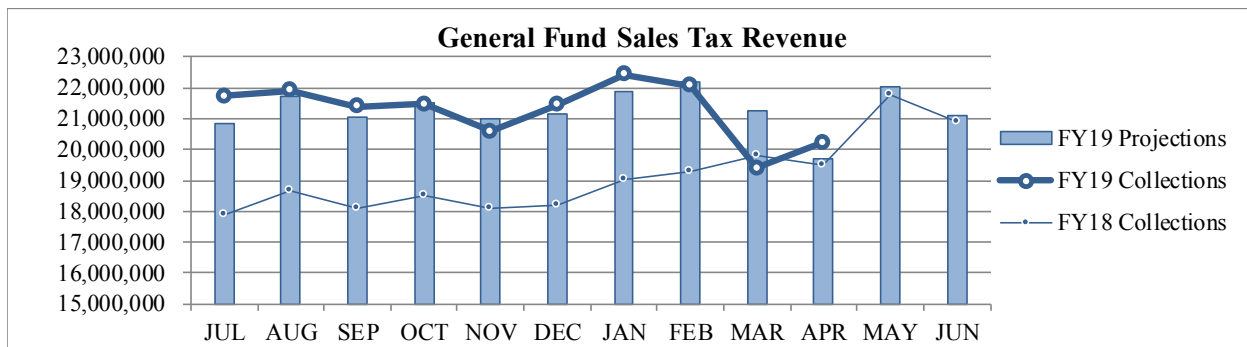
SUBJECT: APRIL 2019 SALES AND USE TAX COLLECTIONS

The majority of the March remittance includes actual collections for the second half of February and estimated collections for the first half of March. Combined sales and use taxes for the General Fund are \$10,018,672 or 4.0% above projections for the year. The quarter cent increase to the General Fund on January 1, 2018 began impacting collections in March 2018 and continued to affect year-to-year comparisons through February 2019.

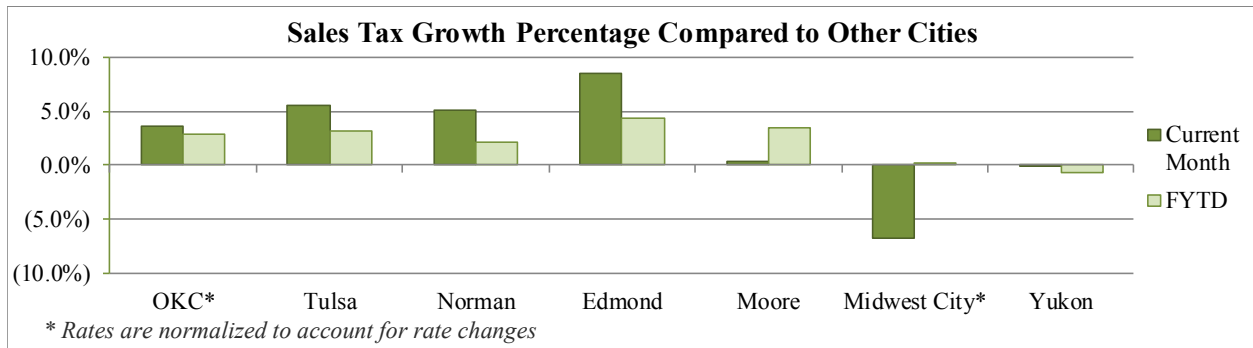
General Fund Sales Tax

SALES TAX PERFORMANCE (vs Projection)			
Apr 19	Projection	\$ Diff	% Change
20,217,126	19,679,941	537,185	2.7%
YTD FY19	YTD Proj	\$ Diff	% Change
212,613,033	212,254,625	358,408	0.2%

SALES TAX PERFORMANCE (vs Prior Year)			
Apr 19	Apr 18	\$ Diff	% Change
20,217,126	19,446,582	770,544	4.0%
YTD FY19	YTD FY18	\$ Diff	% Change
212,613,033	187,389,353	25,223,680	13.5%

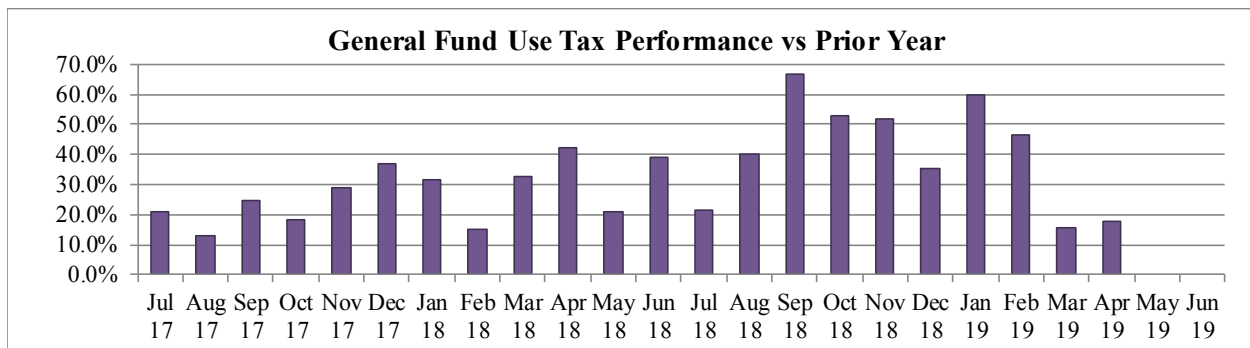
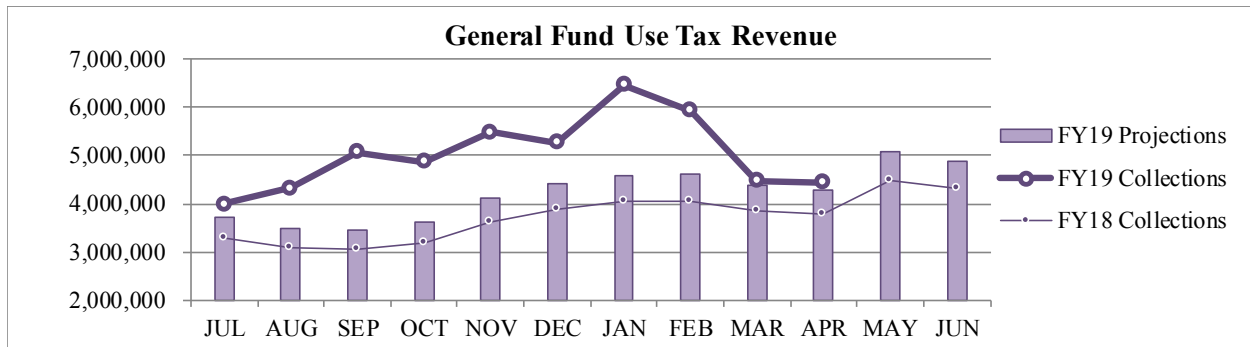


Sales Tax Comparison to Other Cities



General Fund Use Tax

USE TAX PERFORMANCE (vs Projection)				USE TAX PERFORMANCE (vs Prior Year)			
Apr 19	Projection	\$ Diff	% Change	Apr 19	Apr 18	\$ Diff	% Change
4,451,331	4,292,237	159,094	3.7%	4,451,331	3,786,267	665,064	17.6%
YTD FY19	YTD Proj	\$ Diff	% Change	YTD FY19	YTD FY18	\$ Diff	% Change
50,358,400	40,698,136	9,660,264	23.7%	50,358,400	35,900,628	14,457,772	40.3%



The variance between use tax projections and collections has been impacted in recent months by Oklahoma legislation effective July 1, 2018 requiring marketplace facilitators to collect taxes from 3rd party sellers using their online platforms.

Staff is available should you have questions or require additional information.

A handwritten signature in black ink, appearing to read "C. Freeman". The signature is fluid and cursive, with a long horizontal stroke at the end.

Craig Freeman
City Manager