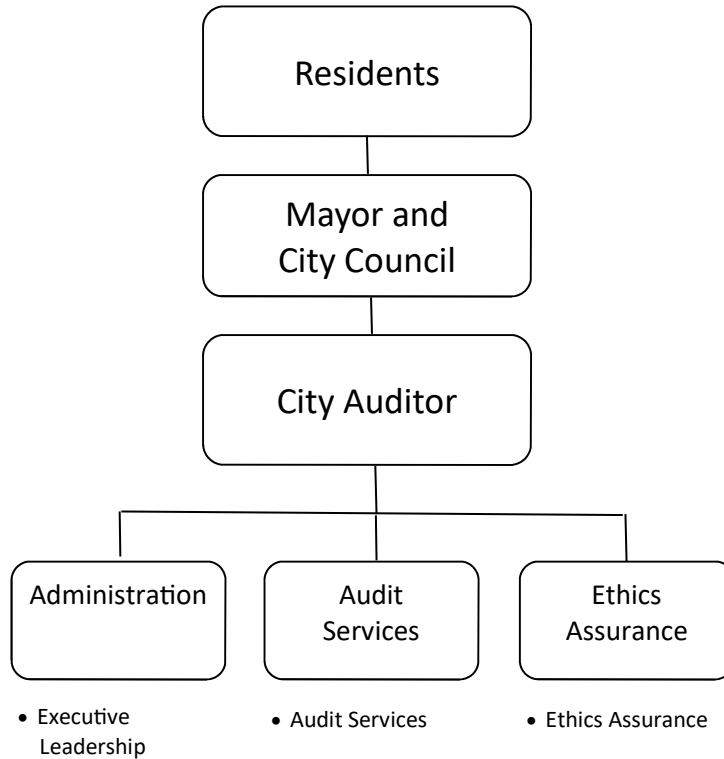


# City Auditor



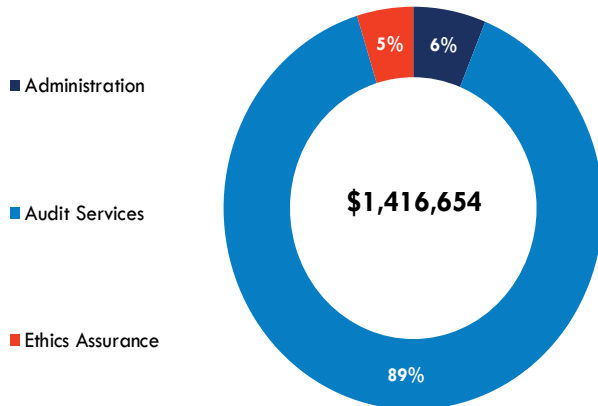
Director	Budget	Positions
Matt Weller	\$1,416,654	8

# DEPARTMENT INTRODUCTION

## MISSION STATEMENT

The mission of the Office of the City Auditor is to provide independent audit, investigative and advisory services to City Council, appointed officials and executive managers so they can make better-informed policy and operational decisions on behalf of residents.

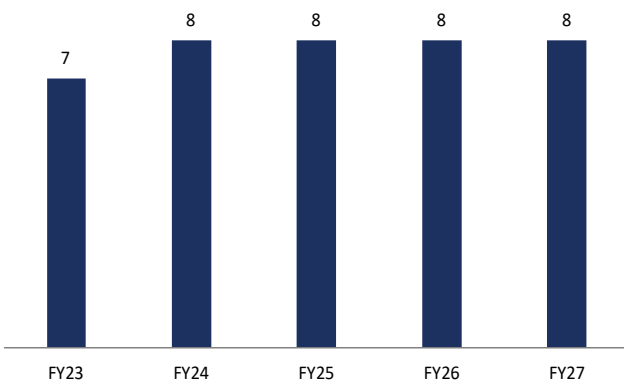
## DEPARTMENT BUDGET



## DEPARTMENT OVERVIEW

The Office of the City Auditor (OCA) has a FY27 budget of \$1,416,654 which is a decrease of 6.85%. There are eight positions authorized in the FY27 budget.

## POSITION HISTORY



## Department Facts

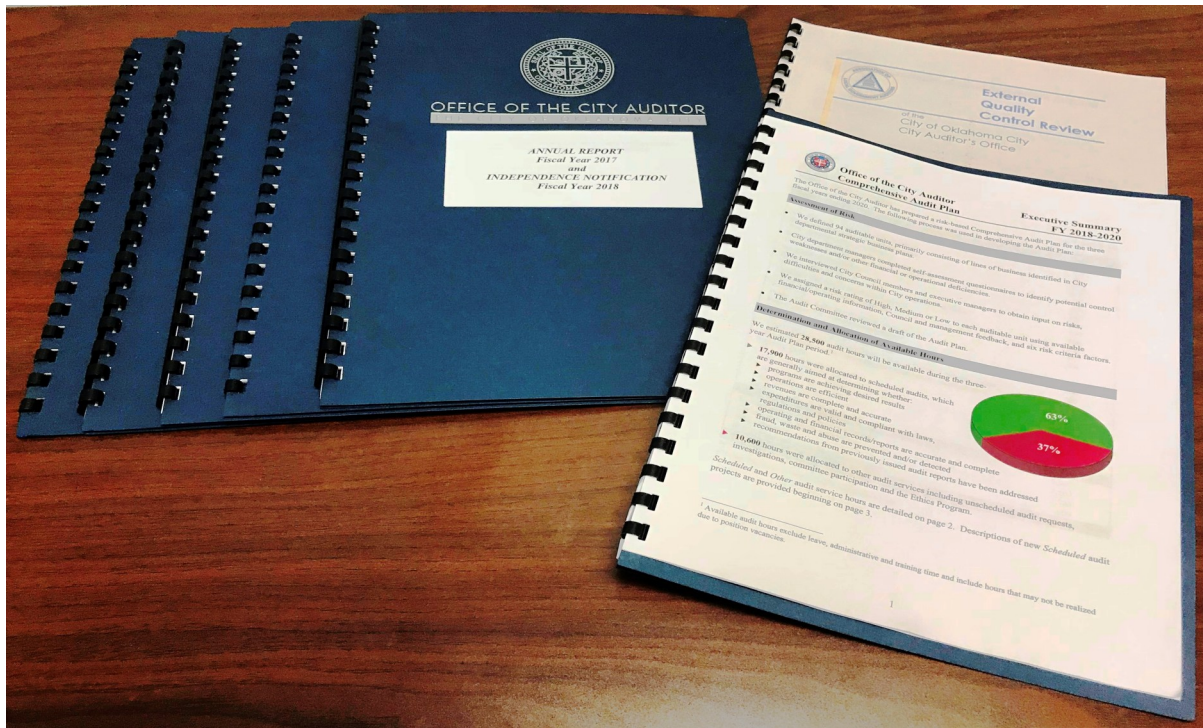
- The OCA is audited every three years to ensure compliance with Generally Accepted Government Auditing Standards.
- The OCA determines audits to perform by developing a triennial audit plan that is based upon a citywide risk assessment.
- The OCA has issued three audit reports so far in FY26 and five audit reports were issued in FY25. All reports are available on the Department’s official City website.

To review performance information, please see the attached supplemental performance report or visit our website:

[www.okc.gov/Government/Budget-and-Finance/Performance-Data](http://www.okc.gov/Government/Budget-and-Finance/Performance-Data)

# MAJOR BUDGET CHANGES

City Auditor Major Budget Changes		Amount	Positions
1.	Changes in personnel related costs such as salaries, merit, retirement, health insurance, and other benefits.	(\$75,756)	
2.	Reclasses an Audit Manager to a Senior Auditor within the Audit Services Program.	(\$28,504)	
3.	Reduces budget for outsourced Information Technology audits in the Audit Services program.	(\$6,496)	



# EXPENDITURES

Summary of Expenditures by Purpose	FY25 Actual	FY26 Adopted Budget	FY27 Adopted Budget	Percent Change
<b>Operating Expenditures</b>				
Administration	\$94,380	\$78,363	\$87,740	11.97%
Audit Services	1,413,791	1,376,981	1,260,980	-8.42%
Ethics Assurance	68,118	65,525	67,934	3.68%
<b>Total Operating Expenditures</b>	<b>\$1,576,289</b>	<b>\$1,520,869</b>	<b>\$1,416,654</b>	<b>-6.85%</b>

Summary of Expenditures by Funding Source	FY25 Actual	FY26 Adopted Budget	FY27 Adopted Budget	Percent Change
General Fund	\$1,576,289	\$1,520,869	\$1,416,654	-6.85%
<b>Total All Funds</b>	<b>\$1,576,289</b>	<b>\$1,520,869</b>	<b>\$1,416,654</b>	<b>-6.85%</b>





**(405) 297-2227**

PRESERVE OUR CULTURE OF INTEGRITY

# POSITIONS

Summary of Positions by Purpose	FY25 Actual	FY26 Adopted Budget	FY27 Adopted Budget	Percent Change
Administration	0.20	0.20	0.20	0.00%
Audit Services	7.45	7.45	7.45	0.00%
Ethics Assurance	0.35	0.35	0.35	0.00%
<b>Department Total</b>	<b>8.00</b>	<b>8.00</b>	<b>8.00</b>	<b>0.00%</b>

Summary of Positions by Funding Source	FY25 Actual	FY26 Adopted Budget	FY27 Adopted Budget	Percent Change
General Fund	8.00	8.00	8.00	0.00%
<b>Department Total</b>	<b>8.00</b>	<b>8.00</b>	<b>8.00</b>	<b>0.00%</b>



# CITY AUDITOR LINES OF BUSINESS

## ADMINISTRATION

The Executive Leadership Program provides planning, management, administrative and reporting services to department employees and City leaders so they can achieve strategic goals and key results.

### Administration Positions and Budget

Program	FY25		FY26		FY27	
	Adopted Positions	Actual Expenses	Adopted Positions	Adopted Budget	Adopted Positions	Adopted Budget
Executive Leadership	0.20	\$94,380	0.20	\$78,363	0.20	\$87,740
<b>Line of Business Total</b>	<b>0.20</b>	<b>\$94,380</b>	<b>0.20</b>	<b>\$78,363</b>	<b>0.20</b>	<b>\$87,740</b>

## AUDIT SERVICES

The Audit Services Program provides scheduled (proactive) and unscheduled (responsive) audit, investigative and advisory services to City Council and other City decision makers so they can have timely and useful information to address policy and operational opportunities and/or deficiencies.

### Audit Services Positions and Budget

Program	FY25		FY26		FY27	
	Adopted Positions	Actual Expenses	Adopted Positions	Adopted Budget	Adopted Positions	Adopted Budget
Audit Services	7.45	\$1,413,791	7.45	\$1,376,981	7.45	\$1,260,980
<b>Line of Business Total</b>	<b>7.45</b>	<b>\$1,413,791</b>	<b>7.45</b>	<b>\$1,376,981</b>	<b>7.45</b>	<b>\$1,260,980</b>

## ETHICS ASSURANCE

The Ethics Assurance Program provides ethics reporting and advisory services to City decision makers, so they can detect and quickly address all reported cases of fraud, waste, abuse, and significant policy violations.

### Ethics Assurance Positions and Budget

Program	FY25		FY26		FY27	
	Adopted Positions	Actual Expenses	Adopted Positions	Adopted Budget	Adopted Positions	Adopted Budget
Ethics Assurance	0.35	\$68,118	0.35	\$65,525	0.35	\$67,934
<b>Line of Business Total</b>	<b>0.35</b>	<b>\$68,118</b>	<b>0.35</b>	<b>\$65,525</b>	<b>0.35</b>	<b>\$67,934</b>